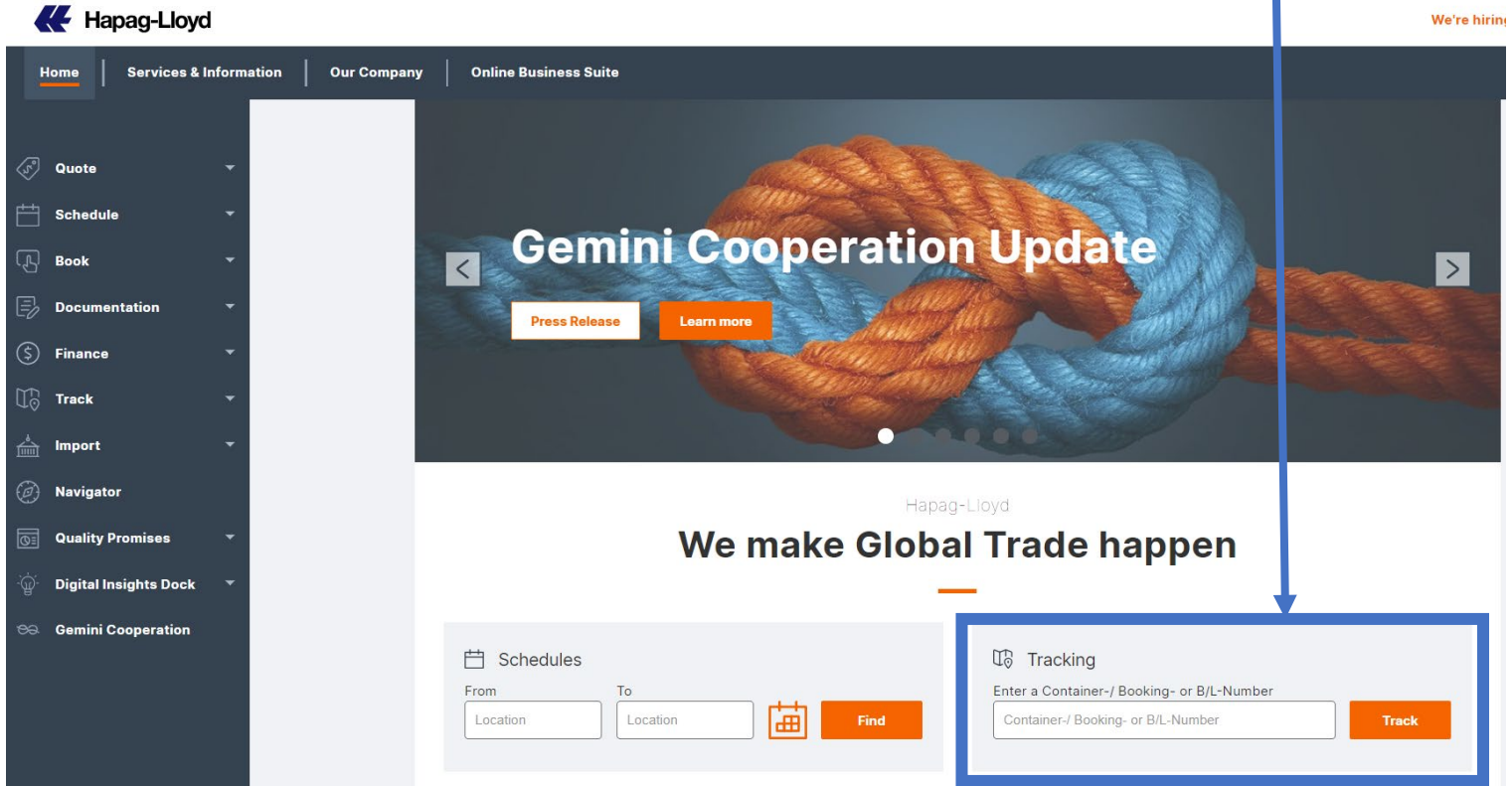


# 如何查開船日詢 On Board Date & 匯率(Rate Of Exchange)

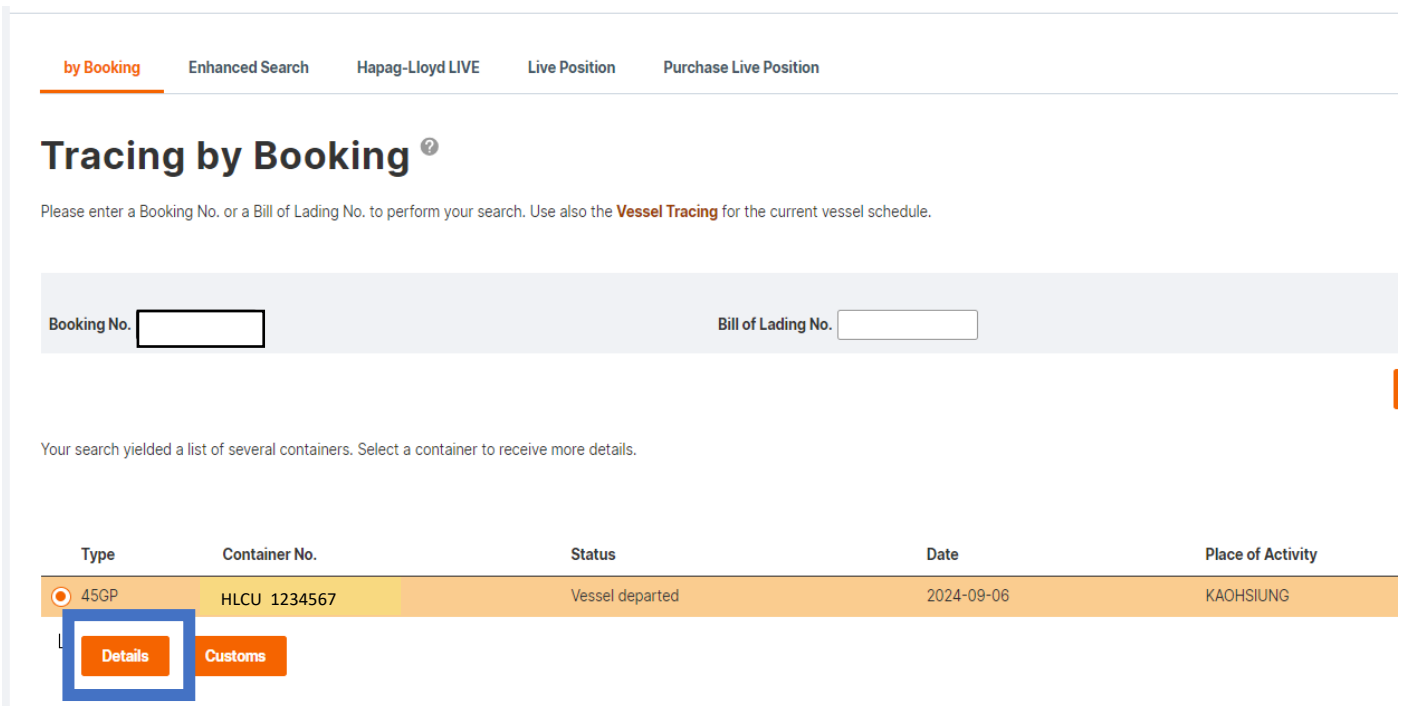
## A. 如何查詢開船日 On Board Date

1. 登入 [Hapag Lloyd 首頁](#) · Tracking 欄位 輸入 Booking Number 後點選 Track



The screenshot shows the Hapag-Lloyd website home page. The navigation menu on the left includes: Home, Services & Information, Our Company, Online Business Suite, Quote, Schedule, Book, Documentation, Finance, Track, Import, Navigator, Quality Promises, Digital Insights Dock, and Gemini Cooperation. The main content area features a banner for 'Gemini Cooperation Update' with 'Press Release' and 'Learn more' buttons. Below the banner is the Hapag-Lloyd logo and the slogan 'We make Global Trade happen'. At the bottom, there are two search sections: 'Schedules' with 'From' and 'To' location fields and a 'Find' button, and 'Tracking' with a text input field for 'Container-/ Booking- or B/L-Number' and a 'Track' button. A blue box highlights the 'Tracking' section, and a blue arrow points from the text above to it.

2. 進入查詢頁面後 · 點選 Detail



The screenshot shows the 'Tracing by Booking' page. The navigation tabs are: by Booking, Enhanced Search, Hapag-Lloyd LIVE, Live Position, and Purchase Live Position. The main heading is 'Tracing by Booking'. Below the heading is a search instruction: 'Please enter a Booking No. or a Bill of Lading No. to perform your search. Use also the Vessel Tracing for the current vessel schedule.' There are two input fields: 'Booking No.' and 'Bill of Lading No.'. Below the input fields is a message: 'Your search yielded a list of several containers. Select a container to receive more details.' A table displays the search results:

Type	Container No.	Status	Date	Place of Activity
45GP	HLCU 1234567	Vessel departed	2024-09-06	KAOHSIUNG

Below the table, there are two buttons: 'Details' and 'Customs'. The 'Details' button is highlighted with a blue box.

3. Detail 頁面即可查詢完整該櫃的貨櫃動態 (有加粗加黑的動態才代表已經完成)

EX : HLCU 1234567

Vessel departed: 2024-09-06 等同此票 On Board Date 為 2024-09-06

Vessel arrival 狀態還是淺色 代表預計日期/尚在進行中階段

\*\*\*提單發單日\*\*\*

On Board 次一工作日上午 11 點後 (相應帳款已結清才能放單)

### Tracing by Container ?

Enter a container number to receive tracing information. Use also the **Vessel Tracing** for the current vessel schedule.

Container No.

Find Clear

**Container Information**

Type	45GP	Description	HIGH CUBE CONT.	Dimension	40' X 8' X 9'6"	Tare (kg)	3850	Max. Payload (kg)	28650
------	------	-------------	-----------------	-----------	-----------------	-----------	------	-------------------	-------

**Last Movement**

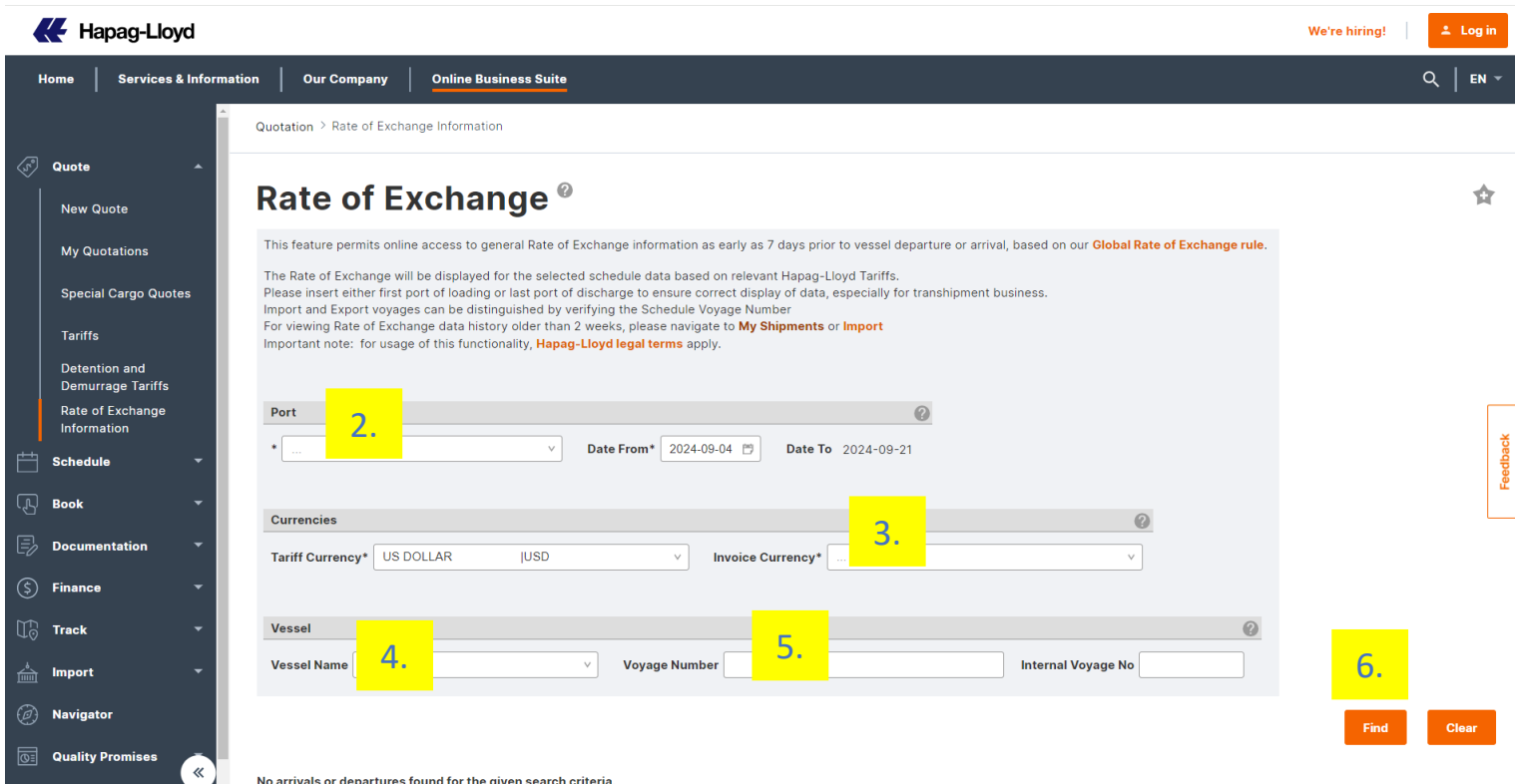
The vessel departed from KAOHSIUNG on 2024-09-06.

Status	Place of Activity	Date	Time	Transport	Voyage No.
Arrival in	TAICHUNG	2024-08-30	23:34	Truck	
Departure from	TAICHUNG	2024-09-03	09:14	Truck	
Arrival in	KAOHSIUNG	2024-09-03	14:17	Truck	
Loaded	KAOHSIUNG	2024-09-06	11:27	WAN HAI 507	W226
<b>Vessel departed</b>	<b>KAOHSIUNG</b>	<b>2024-09-06</b>	<b>14:00</b>	<b>WAN HAI 507</b>	<b>W226</b>
Vessel arrival	NHAVA SHEVA	2024-09-25	12:00	WAN HAI 507	W226

**Bold data** represents actual data, all other rows indicate planned movements. Blank dates are under review or not yet available and will be updated once data was received.

## B. 如何查詢匯率(Rate Of Exchange)

1. 正確匯率請於 On Board 後查詢，登入 [Rate of Exchange](#)  
(( 路徑: Home => Quote => Rate of Exchange Information ))
2. Port 點選 Loading Port
3. Invoice Currency 點選 [NEW TAIWAN DOLLAR |TWD](#)
4. Vessel Name 輸入船名
5. Voyage Number 輸入航次
6. Find 點選查詢即可



The screenshot shows the Hapag-Lloyd online business suite interface. The main content area is titled "Rate of Exchange Information" and contains a search form with the following fields:

- Port:** A dropdown menu with a yellow box labeled "2." next to it.
- Date From:** A date input field with a calendar icon, showing "2024-09-04".
- Date To:** A date input field with a calendar icon, showing "2024-09-21".
- Currencies:** A section with two dropdown menus: "Tariff Currency\*" (set to "US DOLLAR |USD") and "Invoice Currency\*" (with a yellow box labeled "3." next to it).
- Vessel:** A section with three input fields: "Vessel Name" (with a yellow box labeled "4." next to it), "Voyage Number" (with a yellow box labeled "5." next to it), and "Internal Voyage No".

At the bottom right of the search form, there are two buttons: "Find" (with a yellow box labeled "6." next to it) and "Clear".

Below the search form, the text reads: "No arrivals or departures found for the given search criteria."