

中国及香港 SI补料要求
&
HPL 官网EASI 教程



Hapag-Lloyd

EaSI 的注意事项: (所有SI 均需按照以下要求, 包括INTTRA, CARGO SMART, 等)

DG (危险品) SI 的要求:

- DG (危险品) 和 NON-DG (非危险品) 货描不允许合并, 必须分开不同cargo item 提供数据。
- DG (危险品) 的SI数据 (件数、重量、体积、UN、CLASS、货描), 必须和booking上面的DG 数据信息一致, 如果有不符, 需要先申请修改booking上面的DG 数据, 再提交改单或者更新的SI, 如未按要求修改, 造成延误导致货柜无法上船, 相关的费用和责任将由客户自行承担。

TP 的 HB 提交

- 客户如果需要我司代申报HBL AMS, 请将真实的shipper / consignee / notify 详细信息提供在remark处。

敏感词句:

- 提单不接受以下词句: (请客户在提交SI 前自行删除此类文字, 否则后续更改将会收取改单的费用。
 - S.T.C / SAID TO CONTAIN; CLEAN ON BOARD; 任何货值金额信息。

EaSI 的注意事项: (所有SI 均需按照以下要求, 包括INTTRA, CARGO SMART, 等)

目的港代理 (show agent)

- 提单上面不会主动显示目的港代理信息, 如果客户需要在提单上面显示, 请在SI remark处备注: SHOW DESTINATION AGENT.

SGF (舱保费)

- 舱位保 (shipping guarantee fee) 默认为预付形式, 如果客户要求SGF 费用做到付, 需要在SI 上面备注:
 - **SGF collect (if consignee reject to pay, booking party will pay.)**

SI 信息的完整性

- 客户提交的SI 数据, SHIPPER/CONSIGNEE/NOTIFY,都必须提供完整的信息 (公司名称, 详细地址, 电话, 邮编, 邮箱和TAX ID。
- 货物的件数、重量、体积、HS CODE(商品编码) 。
- 如果未提供完整信息导致制单延误以及影响装船, 客户需承担相关的责任和风险。

EaSI 的注意事项: (所有SI 均需按照以下要求, 包括INTTRA, CARGO SMART, 等)

SI REMARK (备注栏) 要求:

如果你的提单有任何特殊要求, 请把需求放在补料的REMARK出, 我们会根据规则来确定是否可以满足, 例如:

- ❖ Show freight on BL (提单显示运费) **【请明确列出不显示的费用和要显示的费用】**如: **【Show O/F & no show local charge】**; **【no show XXX charge】**
- ❖ Show Total Packages / Gross Weight / CBM (需要在remark 额外备注, 提单不会主动显示)
- ❖ Issue OBL at Destination (目的港出单)
- ❖ HS code not show on BL (this requirement should according to the destination regulations) – 提单不显示HS CODE (需根据国家要求)
- ❖ Prepaid payer's full information (company name / full address / telephone) or the Payer code (预付费用的付款人信息)
- ❖ Local charge / Sea Freights / Destination charges – special payment terms issue (collect or prepaid or 3rd party payer or Elsewhere).

(起运港费用、海运费、目的港费用 – 特殊的付款要求 (如到付, 预付, 第三方付款 或者第三地付款))

注意: For customer's special invoice currency issue in remark will not be accepted any longer, we would base on the system's invoice currency defaults.
(客户在remark备注的开票币种要求将不再被接受, 会按照系统对客户设置的付款币种进行开票)

EaSI 的注意事项: (所有SI 均需按照以下要求, 包括INTTRA, CARGO SMART, 等)

TP (美线) SCAC CODE / ACI CODE 要求:

- ▶ 客户自行申报HBL AMS 或者 ACI (EMANIFEST)的, 必须在补料时在REMARK处提供 SCAC CODE 和 (或) ACI CODE, 客户如未按照要求提供相关信息, 导致AMS/ACI 仓单申报类型错误, 非我司责任。

提单号码要求:

- ▶ 订舱BC 上面一般会生成一个提单号码。
- ▶ 如果客人需要一个booking出具多套提单, 请先与CHINA SERVICE 联系新增指定数量的提单号码。
- ▶ 待收到更新的含多个提单号码的BC, 再按照提单号码去提交正确的SI 补料。
- ▶ 一个提单号码不允许用于多套提单上。
- ▶ EDI 提交的SI, 如果有指定的提单号码, 请不要放置在货描或者REMARK处, 需要放在提单号栏位。

注意: 所以已被取消或者作废的booking上面带有的提单号码, 都不可以用去其他任何的BOOKING 或者SI, 请在提交SI 前先去核实提单号码是否属于被取消或者作废的booking上。

EaSI 的注意事项: (所有SI 均需按照以下要求, 包括INTTRA, CARGO SMART, 等)

船证:

- 提单上, 除了船名、航次, 如果有其他与船有关的信息需要显示, 需要通过船证的形式出具。不可直接在提单中显示。

SOC (客户自备箱) SI 要求: (自备箱的箱重, 不允许当作毛重 (G.W.)提交)

- SOC (客户自备箱) → 客户需要把每个柜子对应的箱重在货描里面提供。
- SOC empty (客户自备箱空箱) → 每个空箱的货描需要写成: SOC EMPTY CONTAINER + TARE WEIGHT, 对应的件数为 1 packages, 对应的毛重为: 1KGS, 对应的体积为: 自备箱的体积

ONE OFF SI (一次性补料)

- 我司只接受一次性补料正确, 如果在提交SI 后, 客户有SI 数据信息需要修改, 将会被是为改单 (amendment) , 请客户在提交SI 前确认补料信息无误。

HPL EASI SOP

在HAPAG LLOYD 官网右上角点击 Log in 按钮

The screenshot shows the Hapag-Lloyd website interface. At the top right, there is a dark navigation bar with a "Log in" button. An orange arrow points from the text above to this button. The main content area features a large banner with the text "The easy way to avoid emissions" and an image of a shipping container and a smartphone displaying the "Ship Green" app. Below the banner, the text "Hapag-Lloyd We make Global Trade happen" is displayed. The page includes several functional sections: "Schedules" with input fields for "From" and "To" and a "Find" button; "Tracking" with an input field for "Container-/ Booking- or B/L-Number" and a "Track" button; "Quick Quotes" with a "Get a Quote" button; and "Quick Quotes Spot" with a "Get Spot Quote" button. A dark sidebar on the left contains a menu with items like "Quote", "Schedule", "Book", "Documentation", "Track", "Import", "Navigator", and "Quality Promises". A "Feedback" button is visible on the right side of the page.

1. 输入账号

2. 输入密码

3. 点击“Log in”

We're hiring!

Home | Services & Information | Our Company | Online Business Suite

EN

Quote

Schedule

Book

Documentation

Track

Import

Navigator

Quality Promises

Please Log in

E-mail Address

1

Password

[Forgot your password?](#)

2

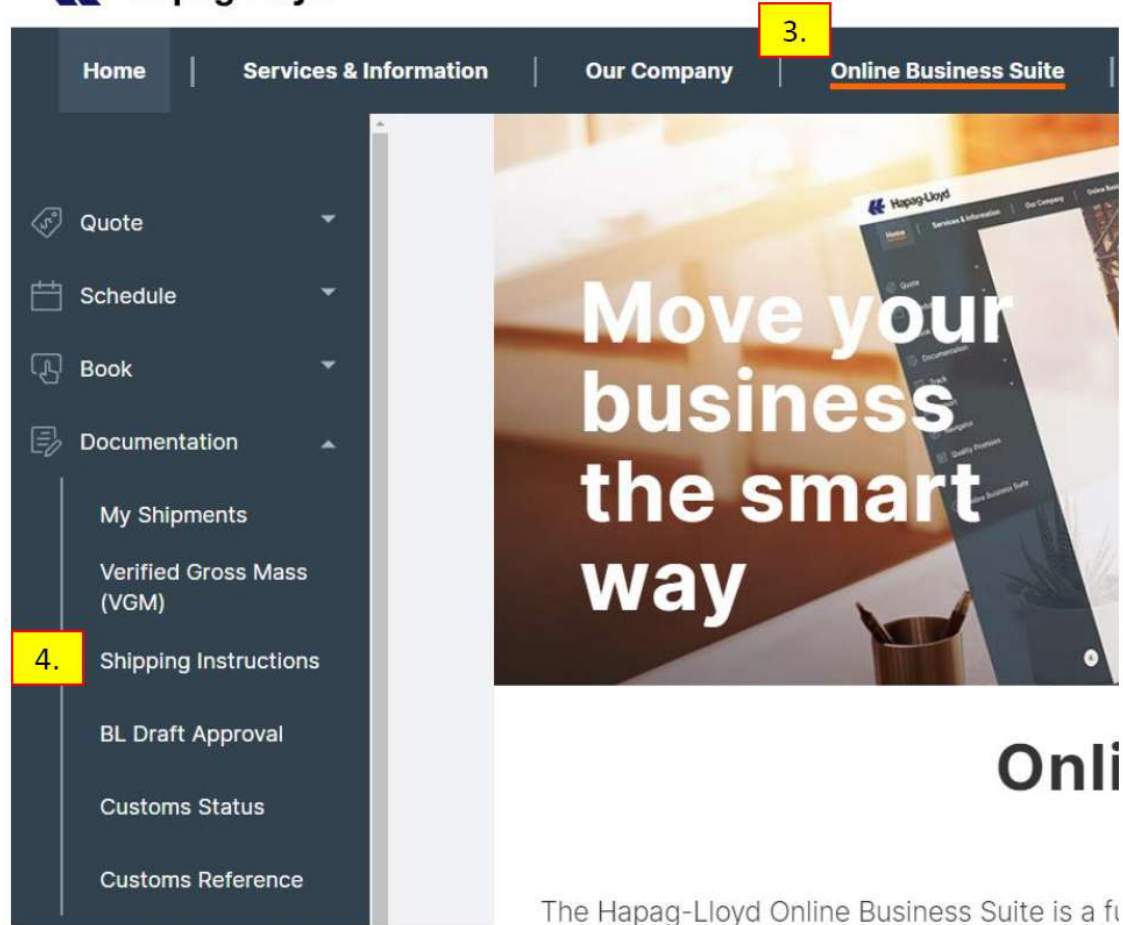
3

Log in

[Not yet registered?](#)

Hapag-Lloyd employee? [Log in here](#)

- 3. 点击: Online Business
- 4. 点击: Shipping Instructions



5. 输入Booking Number (订舱号) → 点击 Find(查询)按钮

6. 在下方的按钮点击: Download New SI Form

Home | Services & Information | Our Company | **Online Business Suite** | EN

Documentation | Shipping Instructions | **About this app**

Shipping Instructions | eaSI Templates

Electronic-Advanced Shipping Instructions: eaSI online

Search for a specific booking by inserting a booking number or list all your relevant bookings directly by simply pressing FIND.

Please open your document with the **Adobe Reader version "DC 2022.003.20282"** or above to ensure a successful processing of your shipping instruction. **If you face errors with not being allowed to edit the PDF, please use the link above to download the newest version from Adobe!**

Important Note: By default your browser tries to open the PDF with a plug-in. Those plug-ins do not support the feature or the eaSI form. **Please see our User Guide for further information.**

Booking No. **5** Find Clear

| Booking No. | Customer Reference | Vessel Departure | Document Closure | Vessels | Port of Discharge, End of Transport | No. of Shipping Instructions (received at Hapag-Lloyd) | No. of Drafts |
|----------------------------------|--------------------|------------------|------------------|----------------------|-------------------------------------|--------------------------------------------------------|---------------|
| <input checked="" type="radio"/> | 68932507 XULI TEST | 2024-02-29 | 2024-02-28 | KUALA LUMPUR EXPRESS | ROTTERDAM | 0 | 0 |

6 Download New Form Shipping Instruction Details Shipment Details webVGM Customs References Customs

Feedback

eaSI electronic-advanced Shipping Instruction

Send Form Save as Draft Save as Template Import Template

Sender's Name: _____

Shipper: _____

Carrier: 

Shipment No.: _____ B/L No.: _____ Page: 7

Consignee: To Order

Shipper's Export Reference: _____

Forwarding Agent Address: _____

Notify Address: _____

Consignee's Reference: _____

Place of Receipt: _____

Vessel(s): _____ Voyage No.: _____

Place of Delivery: _____

Port of Loading: _____

Port of Discharge: _____

See second page for additional Notify Addresses and Remarks.
Please find all Container and Cargo Details on the following page(s).

Movement Type: **FCL/FCL** Total Number of Containers: _____ Total Number of Cargoes (calculated): _____

AMS/ACI Self-Filter: AMS SCAC/ACI No.: _____ Shipper Tax ID: _____ Consignee Tax ID: _____ Notify Tax ID: _____

Brazil Tax ID: _____ BR DU-E BR RUC

下载后的预览界面无法编辑，请统一另存到桌面
(建议使用Adobe Acrobat Reader最新版本打开另存的PDF)。

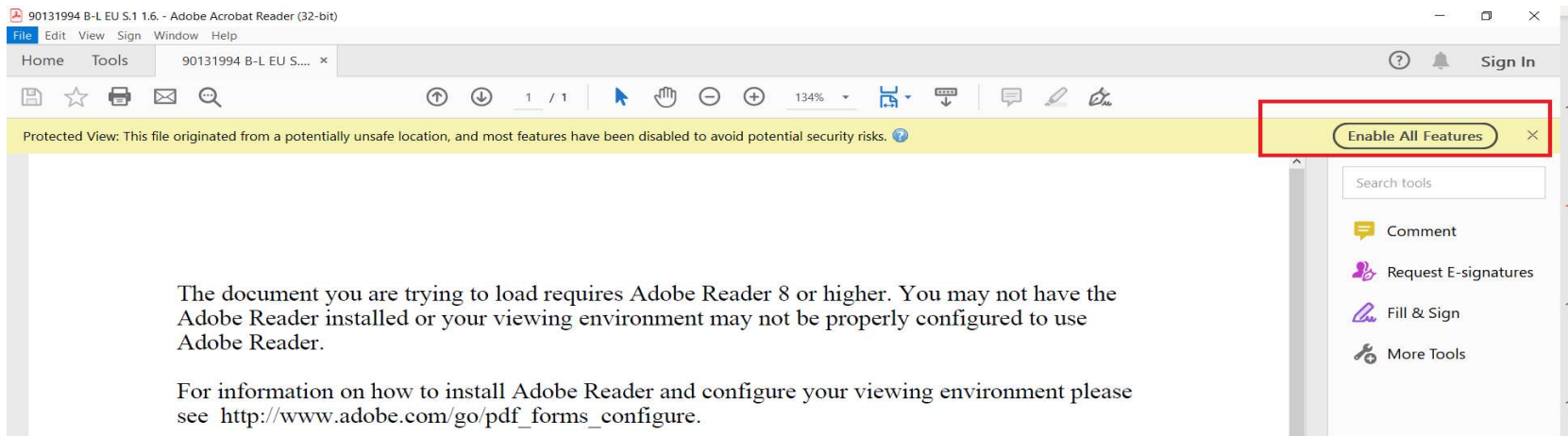
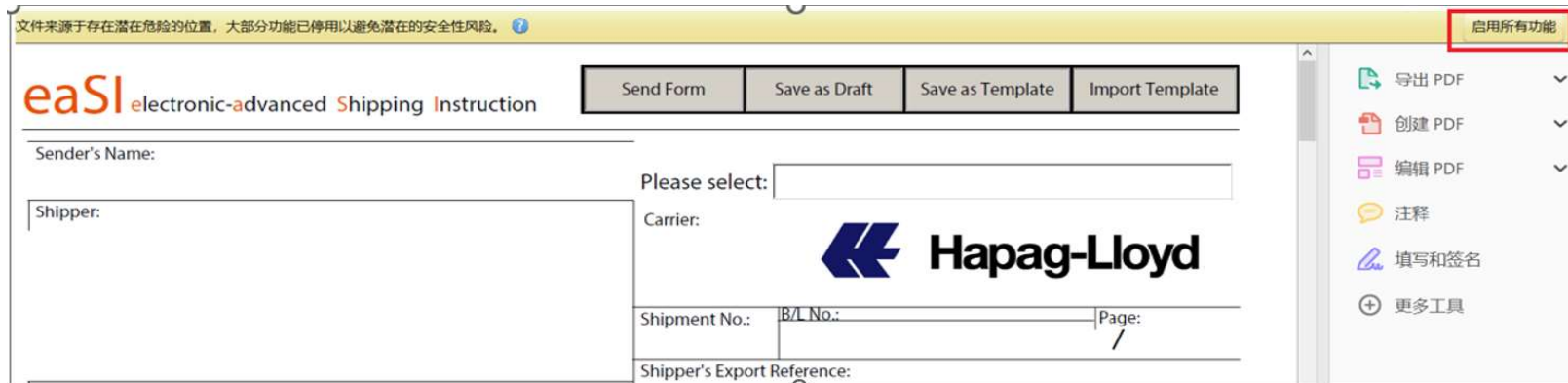
默认的文件名为：
shipping-instruction-online (可更改文件名)



File name: shipping-instruction-online

Save as type: Adobe Acrobat Document

在打开的PDF 文档，如果无法正常编辑，请点击右上角“开启所有功能”，PDF 文档开启编辑页面



编辑页项目:

1. **提单号码** (如booking confirmation上已经提供了提单号码, 此处请点选提单号码) → 如下拉菜单无提单号码选择, 请与china service 联系。--- **不接受提单号放置在Remark处, 需要在此栏目选择提单号码提交SI.**

2.- 4. **SHIPPER + CNEE + NOTIFY** (请在此栏目中, 提供完整的公司名称 + 地址+ 电话+TAX ID等信息【最多打5行, 如果超过5行, 请用**到品名处, 如果有两个以上的ALSO NOTIFY, 请在notify 栏目上点击Add More输入其他notify信息) ---- **注意: 需要提供详细的信息, 包括公司名称, 详细地址, 电话, 邮箱)**

5. **船名航次** (船名航次会根据系统BOOKING 上面的信息自动带出) – **注意: 如果头程为驳船, 则提单只会出具驳船提单, 大船不会显示。(正本提单除外, 但客人需要在remark备注:show M/V information, 如果客人要在起运港出正本。)**

eaSI electronic-advanced Shipping Instruction

Send Form Save as Draft Save as Template Import Template

Sender's Name:

Please select: Create a New B/L Instruction

Carrier: Hapag-Lloyd

Shipment No.: 12481946 B/L No.: create New 1 Page: 1 / 2

Shipper's Export Ref.: HLCUSZX2401ARNI5 create New

Forwarding Agent Address:

Consignee's Reference:

Place of Receipt:

Place of Delivery:

Shipper: 2

Consignee: To Order 3

Notify Address: Add more 4

Vessel(s): ZHONG HANG 927 Voyage No.: 240131A 5

CMA CGM VELA OPPIQE1MA

Port of Loading:

1. **POL+POD** (根据booking的信息自动带出)

2. **运费付款地**

Freight Payable at

Origin (起运港)= O/F prepaid

Destination(目的港) = O/F collect

Elsewhere = 第三地付款(需要将第三地付款的公司名+地址+联系信息写在remark处)

3. **~5. 付费条件**(对O/F和其他费用有不同要求的, 在set charges to →

All Prepaid = 所有费用都是预付

All Collect = 所有费用都是到付

Individually = 分开收取 → 按照对应的费目类型选在prepaid 或者 collect

6. **提单类型** (Original = 正本提单 /

Seaway Bill (SWB) = SW 提单

(注意: 如果要目的港出单 或者电放提单, 请选择: Original BL, Remark备注清楚出单方式。

7. **AMS/ACI Self-filer:** 此处**不要**勾选和填写SCAC CODE 和 ACI code, 需要在remark处提供相关信息

| | | | |
|--------------------|---------|--|--|
| Port of Loading: | QINGDAO | | |
| Port of Discharge: | ANTWERP | | |

Please find all Container and Cargo Details on the following page(s).

| | | | |
|-------------------------------------------------------------------------------------------------------------------|---------------------------------------------------------------|---------------------------------------------------------------|-----------------------|
| Movement Type: | Total Number of Containers: | Total Number of Cargoes (calculated): | |
| FCL/FCL | 1 | 1 | |
| AMS/ACI Self-Filer: | Shipper Tax ID: | Consignee Tax ID: | Notify Tax ID: |
| <input type="checkbox"/> 7 | | | |
| Brazil Tax ID: | <input type="radio"/> BR DU-E <input type="radio"/> BR RUC | | |
| Freight Payable At: | Invoice Reference: | | |
| 2 | | | |
| Set Charges to: | | | |
| <input type="radio"/> All Prepaid <input type="radio"/> All Collect <input checked="" type="radio"/> individually | | | |
| Origin Port Charge | Sea Freight + Additional | Destination Port Charge | |
| <input type="radio"/> Prepaid <input type="radio"/> Collect 3 | <input type="radio"/> Prepaid <input type="radio"/> Collect 4 | <input type="radio"/> Prepaid <input type="radio"/> Collect 5 | |
| Document Type: | Number of Freightied | | Number of Unfreighted |
| Sea Waybill 6 | Original Bs/L.: | No. of Copies: | Original Bs/L.: |
| | | | No. of Copies: |

Send me the Sea Waybill of Lading via (OBL may only use Post / Self-Collector):

E-Mail Post
 Download Self-Collector

- Remark 备注栏** – 此栏目内容不会在提单出现
此栏目用于备注一些提单的特殊要求，如：
 - 提单显示运费 (show freight on BL)
 - 目的港出单 (Issue OBL at Destination)
 - 电放 (Telex Release)
 - local charge / O/F charge 付款的要求
 - 预付款人的详细资料 或者提供PAYER CODE.
 - 备注栏备注的开票币种将会被忽略
 - HS CODE 如不需要显示，请备注 (需根据国家要求)

- B/L receiver 接收提单样本的邮箱**
用于提供提单接收者的邮箱信息

- 集装箱号码** – 系统会自动带出当前S/O下面的柜号信息

- 唛头** – 唛头信息不可以超过99行

- 封条号码** – 系统会自动带出，如果有误请自行修改。

- Number of Packages 件数**

- 包装单位** – 如果外包装是PALLET，请再货描处加注内部包装单位 如： xxx Pallet = xxx Cartons

- 包装单位显示方式** – 如 Cartons, Packages 等

- 货描** – 货描信息不可以超过99行 (需要see attachment类型的货描，SI 货描出不可以只有see attachment, 请提供部分主要货描信息，然后再注明See attachment)

- 重量 G.W. <KGS>** - 输入的时候禁止任何标点符号

| | |
|--------------------------------------------------------------------------------------------------------------------------------------------------------------------------------------------------------------|-----------------------------------------------------------------------------------------------------------------------------------------------------------------------------------------------------------------------------------------------------------------------------------------------------------------------------------|
| Receiver E-Mail Address of Final B/L: <div style="border: 1px solid black; width: 100%; height: 40px; display: flex; align-items: center; justify-content: center; font-size: 24px; color: blue;">2</div> | Remarks (for Information only to HLAG i.e. will NOT be shown on the B/L): <div style="border: 1px solid black; width: 100%; height: 100px; display: flex; align-items: center; justify-content: center; font-size: 24px; color: blue;">1</div> <div style="text-align: right; margin-top: 5px;">Add more</div> |
| Version: 0.8 EASI0102.xdp/154.xdp | |
| For Verified Gross Mass(VGM) submission please use our Online Business . Any VGM information in this document will be ignored. | |

Page 2 / 2

eaSI

Hapag-Lloyd

| | | | |
|---------------------------------------------------------------------------------------------------------------------|--------------------------------------------------------------------------------------------------------------------------------------------------------------------------------------------------------------------|-------------------------------------------------------------------------------------------------|--------------------------------------------------|
| Container Nos., Seal Nos., Marks and Nos. <div style="text-align: center; font-size: 24px; color: blue;">3</div> | Number and Kind of Packages, Description of Goods: <small>For Verified Gross Mass(VGM) submission please use our Online Business. Any VGM information in this document will be ignored.</small> | Gross Cargo Weight, Measurement: <small>Do not use thousand separator</small> | Actions: Container / Cargo |
| Container Nos. HLXU 8162231 | Number of Packages <div style="text-align: center; font-size: 24px; color: blue;">6</div> | Gross Cargo Weight Unit <div style="text-align: center; font-size: 24px; color: blue;">10</div> | Container copy add remove remove all |
| Cargo Item No. (index) <div style="text-align: center; font-size: 24px; color: blue;">1</div> | Kind of Packages UN Packing Code <div style="text-align: center; font-size: 24px; color: blue;">7</div> | Net Cargo Weight | |
| Marks and Nos. <div style="text-align: center; font-size: 24px; color: blue;">4</div> | Print the Kind of Packages on B/L as <div style="text-align: center; font-size: 24px; color: blue;">8</div> | Measurement Unit <div style="text-align: center; font-size: 24px; color: blue;">11</div> | |
| Seal No. 1 HLD10534840 | Description of Goods <div style="text-align: center; font-size: 24px; color: blue;">9</div> | HS Code <div style="text-align: center; font-size: 24px; color: blue;">12</div> | Cargo copy add remove |
| Seal No. 2 <div style="text-align: center; font-size: 24px; color: blue;">5</div> | | Please use the Description of Goods for any additional HS Codes | |

- Measurement 体积** – MTQ = CBM

- HS CODE 商品编码** – (巴西航线NCM CODE 请输入在货描内)，1个品名对应1个HS CODE，对于不同品名/HS CODE，需要拆开各自建立cargo item, 不可合并在一个货描里 (此处输入的HS code, 不会显示在提单上面，如果显示HS CODE, 请copy HS code 到货描处。

Hapag-Lloyd

包装单位做法

1. 找不到想要的单位 (如WOODEN CASE)

Number of Packages

Kind of Packages | UN Packing Code
Case | CS

Print the Kind of Packages on B/L as
WOODEN CASE 手动修改成 WOODEN CASE

选择同类型的单位 (详情请自行确认包装单位分类)

并单的操作 (多个shipment 合并出单)

1. 点击Actions → Container处 add 按钮。
2. 在新跳出来的Container 栏目中，输入需要合并的柜号，以及对应的件数，重量，体积,HS CODE，货描，埋头，封条。
3. 如果是多个container，请重复“2”的步骤。

注意事项：

客户在发送并单补料前，都需要核实所有的并单的booking，是否都必须满足以下条件：

1. 订舱方是否一致
2. Booking上面的船名航次 + 订舱的路径一致
3. MR (合约方) 需要一致。

Page 2 / 3 easi Hapag-Lloyd

| Container Nos., Seal Nos., Marks and Nos. | Number and Kind of Packages, Description of Goods: <small>For Verified Gross Mass (VGM) submission please use our Online Business. Any VGM information in this document will be ignored.</small> | Gross Cargo Weight, Measurement: <small>Do not use thousand separator</small> | Actions: Container / Cargo |
|-----------------------------------------------------------------------------------------------------------------------------------------|---------------------------------------------------------------------------------------------------------------------------------------------------------------------------------------------------------------------|---------------------------------------------------------------------------------------------------------------------------------------------------------------------------------|---------------------------------------------------------------------------------------------------------|
| Container Nos. UACU 8572993 Cargo Item No. (index) 1 Marks and Nos. Seal No. 1 HLT1682945 Seal No. 2 Seal No. 3 | Number of Packages 300 Kind of Packages UN Packing Code Carton CT Print the Kind of Packages on B/L as Carton Description of Goods Microwave Oven | Gross Cargo Weight Unit 5000 KGM Net Cargo Weight Measurement Unit 25 MTQ HS Code 85 16 50 Please use the Description of Goods for any additional HS Codes | Container copy add remove remove all Cargo copy add remove Housebill edit |
| Container Nos. 2 Cargo Item No. (index) 2 Marks and Nos. Seal No. 1 Seal No. 2 Seal No. 3 | Number of Packages 300 Kind of Packages UN Packing Code Carton CT Print the Kind of Packages on B/L as Carton Description of Goods Microwave Oven | Gross Cargo Weight Unit 5000 KGM Net Cargo Weight Measurement Unit 25 MTQ HS Code 85 16 50 Please use the Description of Goods for any additional HS Codes | Container copy add remove remove all Cargo copy add remove Housebill edit |

1. The 'add' button in the first container's actions is circled in red.

2. The 'Container Nos.' field in the second container is circled in purple.

3. The 'Number of Packages' field in the second container is circled in purple.


4. The 'Gross Cargo Weight' field in the second container is circled in purple.

合并唛头和货描 (只显示一次货描+唛头)


合并唛头和货描的前提:

- 包装单位 + 唛头 + 货描 完全一样 REMARK处备注: "CONDENSED MARK + CARGO DESCRIPTIONS"
- 不同booking number 并单, 提单无法合并成一个货描+唛头 【每个柜子都要提供货描, 唛头等信息】

合并货唛提单呈现形式如下:

| Hapag-Lloyd Aktiengesellschaft, Hamburg | |  | |
|------------------------------------------------|-------------------------------|-------------------------------------------------------------------------------------|---------|
| Page 3 / 3 | | SWB-No. HLCUTPE2104012345 | |
| Cont/Seals/Marks | Packages/Description of Goods | Weight | Measure |
| MARKS & NOS: | 2 CNTRS | | |
| 20070690 | 4602 PIECE | 47678.000 | 110.000 |
| VCR BC | 37PLTS=37W/PALLETS | KG | CBM |
| SPEC.: | 4,602PCS | | |
| SIZE: | COLD ROLLED STAINLESS | | |
| Q'TY: | STEEL 430 | | |
| N.W.: | BA CUT SHEET | | |
| G.W.: | | | |
| HLXU 123456 | 40'GP SLAC*:2273 PIECE | 23856.000 | 55.000 |
| SEAL: HLT1566414 | | KG | CBM |
| HLXU 987654 | 40'GP SLAC*:2329 PIECE | 23822.000 | 55.000 |
| SEAL: HLT1566413 | | KG | CBM |
| *SLAC = Shipper's Load, Stow, Weight and Count | | | |
| | ===== | ===== | ===== |
| | 4602 PIECE | 47678.000 | 110.000 |
| | | KG | CBM |

普通提单非合并货唛的呈现方式如下

| Hapag-Lloyd Aktiengesellschaft, Hamburg | |  | |
|----------------------------------------------------------------------------------------------------------------------------|----------------------------------------------------------------------------------------------------------------------------------------------------|-------------------------------------------------------------------------------------|----------------|
| Page 3 / 3 | | SWB-No. HLCUTPE2104012345 | |
| Cont/Seals/Marks | Packages/Description of Goods | Weight | Measure |
| HLXU SEAL: HLT15 66414 MARKS & NOS: 20070690 VCR BC SPEC. : SIZE: Q'TY: N.W. : G.W. : | 1 CONT. 40'X8'6" GENERAL PURPOSE CONT. SLAC* 2273 PIECE 37PLTS=37W/PALLETS 4,602PCS COLD ROLLED STAINLESS STEEL 430 BA CUT SHEET | 23856.000 KG | 55.000 CBM |
| HLXU 987654 SEAL: HLT15 66413 MARKS & NOS: 20070690 VCR BC SPEC. : SIZE: Q'TY: N.W. : G.W. : | 1 CONT. 40'X8'6" GENERAL PURPOSE CONT. SLAC* 2329 PIECE 37PLTS=37W/PALLETS 4,602PCS COLD ROLLED STAINLESS STEEL 430 BA CUT SHEET | 23822.000 KG | 55.000 CBM |
| *SLAC = Shipper's Load, Stow, Weight and Count | | | |
| | ===== | ===== | ===== |
| | 4602 PIECE | 47678.000 KG | 110.000 CBM |

合并唛品名 (多柜子同shipment)

A. 第一个柜子: 品名, 唛头, 件数, 包装, 重量, 体积, HS CODE等完成以后

1. 右边Action Container/Cargo 处, 点击"Copy"


Page 2 / 3



eaSI Hapag-Lloyd

| | | | |
|-------------------------------------------|-----------------------------------------------------------------------------------------------------------------------------------------------------------------------------------------------------|----------------------------------------------------------------------------------|----------------------------------|
| Container Nos., Seal Nos., Marks and Nos. | Number and Kind of Packages, Description of Goods: <small>For Verified Gross Mass (VGM) submission please use our Online Business. Any VGM information in this document will be ignored.</small> | Gross Cargo Weight, Measurement: <small>Do not use thousand separator</small> | Actions: Container / Cargo 1. |
| Container Nos. UACU 8572993 | Number of Packages 300 | Gross Cargo Weight Unit 5000 KGM | Container copy |
| Cargo Item No. (index) 1 | Kind of Packages UN Packing Code Carton CT | Net Cargo Weight | add |
| Marks and Nos. | Print the Kind of Packages on B/L as Carton | Measurement Unit 25 MTO | remove |
| Seal No. 1 HLT1682945 | Description of Goods Microwave Oven | HS Code 85 16 50 | remove all |
| Seal No. 2 | | | Cargo copy |
| Seal No. 3 | | | add |
| | | | remove |
| | | | Housebill edit |

合并埋头和品名 (多柜子同shipment)


- ▶ 按完“Copy”后，系统会产生CARGO ITEM 2，内容会和第一个柜子的信息相同，唯独没有柜号信息
- ▶ 2. 手动输入第二个柜子的号码
- ▶ 3. & 4. 若件数/重量不同，再分别修改。

Page 2 / 3 easi 

| Container Nos., Seal Nos., Marks and Nos. | Number and Kind of Packages, Description of Goods: <small>For Verified Gross Mass (VGM) submission please use our Online Business. Any VGM information in this document will be ignored.</small> | Gross Cargo Weight, Measurement: <small>Do not use thousand separator</small> | Actions: Container / Cargo |
|--------------------------------------------------------------------------------------------------------------------------------------------------------------------------------------------------------------------------------------------------------------------------------|----------------------------------------------------------------------------------------------------------------------------------------------------------------------------------------------------------------------------------------------------------------------------------------------|-------------------------------------------------------------------------------------------------------------------------------------------------------------------------------------------------------------------------------------------------------------------------------------------------------------------------------------------------------------------------------------------------------------------------------------------------------------------------------------------------------------------------------------|-----------------------------------------------------------------------------------------------------------------------------------------------------------------------------------------------------------------------------------------------------------------------------------------------------------------------------------------------------------------|
| Container Nos. <input type="text" value="UACU 8572993"/> Cargo Item No. (index) <input type="text" value="1"/> Marks and Nos. Seal No. 1 <input type="text" value="HLT1682945"/> Seal No. 2 <input type="text"/> Seal No. 3 <input type="text"/> | Number of Packages <input type="text" value="300"/> Kind of Packages UN Packing Code <input type="text" value="Carton CT"/> Print the Kind of Packages on B/L as <input type="text" value="Carton"/> Description of Goods <input type="text" value="Microwave Oven"/> | Gross Cargo Weight Unit <input type="text" value="5000"/> <input type="text" value="KGM"/> Net Cargo Weight <input type="text"/> Measurement Unit <input type="text" value="25"/> <input type="text" value="MTQ"/> HS Code <input type="text" value="851650"/> <div style="border: 1px solid gray; padding: 2px; font-size: small;">  Please use the Description of Goods for any additional HS Codes </div> | Container <input type="button" value="copy"/> <input type="button" value="add"/> <input type="button" value="remove"/> <input type="button" value="remove all"/> Cargo <input type="button" value="copy"/> <input type="button" value="add"/> <input type="button" value="remove"/> Housebill <input type="button" value="edit"/> |
| Container Nos. <input type="text" value="2"/> Cargo Item No. (index) <input type="text"/> Marks and Nos. Seal No. 1 <input type="text"/> Seal No. 2 <input type="text"/> Seal No. 3 <input type="text"/> | Number of Packages <input type="text" value="300"/> Kind of Packages UN Packing Code <input type="text" value="Carton CT"/> Print the Kind of Packages on B/L as <input type="text" value="Carton"/> Description of Goods <input type="text" value="Microwave Oven"/> | Gross Cargo Weight Unit <input type="text" value="5000"/> <input type="text" value="KGM"/> Net Cargo Weight <input type="text"/> Measurement Unit <input type="text" value="25"/> <input type="text" value="MTQ"/> HS Code <input type="text" value="851650"/> <div style="border: 1px solid gray; padding: 2px; font-size: small;">  Please use the Description of Goods for any additional HS Codes </div> | Container <input type="button" value="copy"/> <input type="button" value="add"/> <input type="button" value="remove"/> <input type="button" value="remove all"/> Cargo <input type="button" value="copy"/> <input type="button" value="add"/> <input type="button" value="remove"/> Housebill <input type="button" value="edit"/> |

合并唛品名 (多柜子同shipment)

- 原始第2柜子的柜号(会变成在cargo item 3), 点击cargo item 3 的“remove”按钮删除此重复的柜号cargo item
- 后续如果有其他柜子, 以此类推

| | | | | |
|--------------------------------|-------------------------------------------------|-----------------------------------------------------------------------------------------------------------------------------------------------------|--------------------------------------|--------------------------------------------------|
| Container Nos. UACU 8570158 | Number of Packages 500 | Gross Cargo Weight 5000 | Unit KGM | Container copy add remove remove all |
| Cargo Item No. (index) 2 | Kind of Packages UN Packing Code Carton CT | Net Cargo Weight | Measurement 25 | Cargo copy add remove |
| Marks and Nos. | Print the Kind of Packages on B/L as Carton | HS Code 85 16 50 | Unit MTQ | |
| Seal No. 1 | Description of Goods Microwave Oven |  Please use the Description of Goods for any additional HS Codes | | Housebill edit |
| Seal No. 2 | | Container Nos. UACU 8570158 | Number of Packages | Container copy add remove remove all |
| Seal No. 3 | | Cargo Item No. (index) 3 | Kind of Packages UN Packing Code | Cargo copy add remove |
| | | Marks and Nos. | Print the Kind of Packages on B/L as | |
| | | Seal No. 1 | Description of Goods | Housebill |
| | | Seal No. 2 | | |
| | | Seal No. 3 | | |

如何Submit EASI

1. 所有资料填写完成后点选提单号码
2. 右上方Please Select处 保持Create A New B/L Instruction
3. 在点击“Send Form”按钮
4. 系统会跳出对话框：You have selected to create a new BL.... **选择: NO**

选择NO, 表示系统不会再生成另外一个单号, 会以指定的提单号码传输资料

Shipping Instructions

3. Send Form Save as Draft Save as Template Import Template

Please select: Create a New B/L Instruction 2.

Warning: JavaScript Window -
You have selected to create a new BL, but the B/L No. field does not contain "create New". Do you really want to create a new B/L Instruction?
If you want to update the B/L No., which you have selected from the BL No. field, select "No".

4. Yes No Cancel

B/L No.: HLCUTPE200968457 1. Page: 1 / 3

Shippers Export Reference:
TEST BY CHOOSE MTD

如何Submit EASI

勾选以下两个选项框，然后点击“SUBMIT ONLINE”按钮。

I herewith confirm that I understand, that I cannot provide Verified Gross Mass (VGM) information with this form.

I hereby confirm that I am informed, that shipment leaving, arriving or require transshipments in China is subjected to CCAM rules, including the requirements of a Shipper taxID, Consignee taxID and in some cases notify taxID.

Submit Online Send EMail Cancel Help

JavaScript Window

Hapag-Lloyd

Successfully Submitted

=====
成功提交信息

You may [continue editing the form] to work with the form or click [Go to Online Business] to go to the Hapag-Lloyd Online Business portal.

Continue editing the form Go to Online Business

Warning: JavaScript Window

JavaScript 窗口

Hapag-Lloyd

You can submit your form via EMail or Hapag-Lloyd Online Business.
Please select the submission method to use:

警告: JavaScript 窗口 -

i One or more boxes are not ticked, please tick all the boxes to send the Shipping instruction

确定

Submit Online Send EMail Cancel Help

警告: JavaScript 窗口

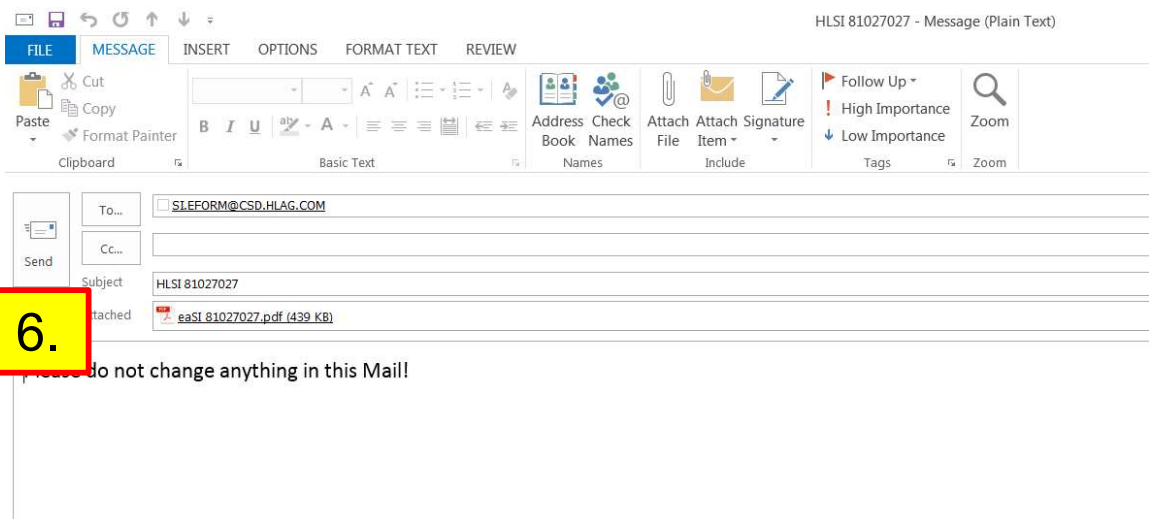
你会收到提示，如果你漏了勾选其中任何一个选框，无法提交SI。

如何使用SI.EFORM 邮件提交EASI

需要默认邮箱为 OUTLOOK

6. 如果点击上一页“send email”按钮，将会在OUTLOOK 自动生成以下邮件，直接点击SEND即可。

◆ **留意： SI.EFORM的邮箱只接受EASI PDF 的格式。**



注:

- ◆ 如默认的是其他类型的邮箱，邮件不会自动弹出，需要保存SI文档，手动发送附件至邮箱**SI.EFORM@CSD.HLAG.COM**，subject: **HLSI空格SO号码**
- ◆ 请不要加其他任何的邮箱，一旦用**SI.EFORM** 邮箱来发送 HPL 的EASI.
- ◆ 邮箱格式不可带有<>, 例如:
不接受格式 → SI.EFROM<SI.EFORM@CSD.HLAG.COM>
只接受格式 → SI.EFORM@CSD.HLAG.COM

EASI 是否成功发送

1. 在发送EASI 20 分钟后，回到官网的shipping Instruction Details 处输入SHIPMENT 号码，如果传输成功，NO. of Shipping Instruction 会显示 提交SI 的数量。

Documentation Shipping Instructions About this app

Shipping Instructions eaSI Templates

Electronic-Advanced Shipping Instructions: eaSI online

Search for a specific booking by inserting a booking number or list all your relevant bookings directly by simply pressing FIND.

Please open your document with the **Adobe Reader version "DC 2022.003.20282"** or above to ensure a successful processing of your shipping instruction. If you face errors with not being allowed to edit the PDF, please use the link above to download the newest version from Adobe!

Important Note: By default your browser tries to open the PDF with a plug-in. Those plug-ins do not support the feature or the eaSI form. Please see our User Guide for further information.

Booking No.

Find Clear

| Booking No. | Customer Reference | Vessel Departure | Document Closure | Vessels | Port of Discharge, End of Transport | No. of Shipping Instructions (received at Hapag-Lloyd) | No. of Drafts |
|-------------|--------------------|------------------|------------------|----------------------|-------------------------------------|--------------------------------------------------------|---------------|
| 68932507 | XULI TEST | 2024-02-29 | 2024-02-28 | KUALA LUMPUR EXPRESS | ROTTERDAM | 1 | 0 |

Download New Form Shipping Instruction Details Shipment Details webVGM Customs References Customs

注意：如果客户需要查看所提交EASI的数据，点击“Shipping Instruction Details”，然后下载并另存PDF到桌面，在桌面打开PDF，才能查看提交的数据，网页预览无法显示数据。