

EUROGATE Container Terminal Wilhelmshaven

June 2022



1 | Benefits – Container Terminal Wilhelmshaven

2 | Yard capacity and logistics services

3 | Feeder connectivity

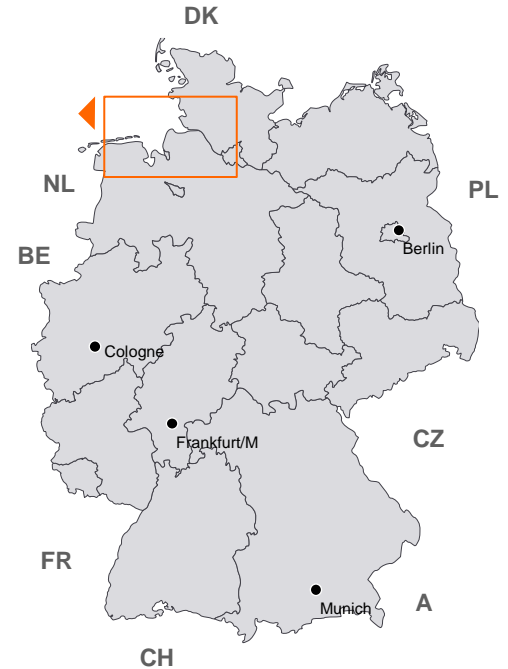
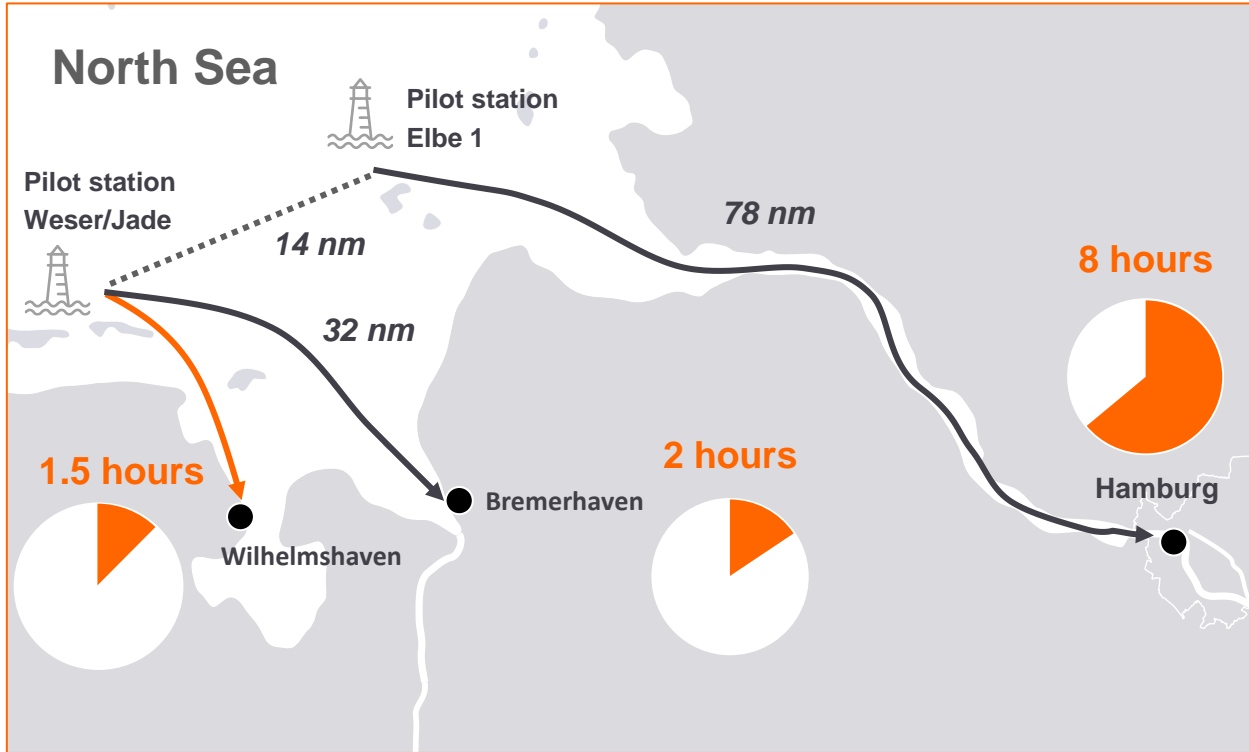


The EUROGATE Container Terminal Wilhelmshaven is the only deep-water container terminal in Germany...

- Modern terminal infrastructure
- Space availability and expansion potential
- Flexible and professional staff
- Committed to reliability and quality
- Double-track to/from Wilhelmshaven to the European economic centers
- Fully electrified (expected end 2022)
- Direct motorway connection

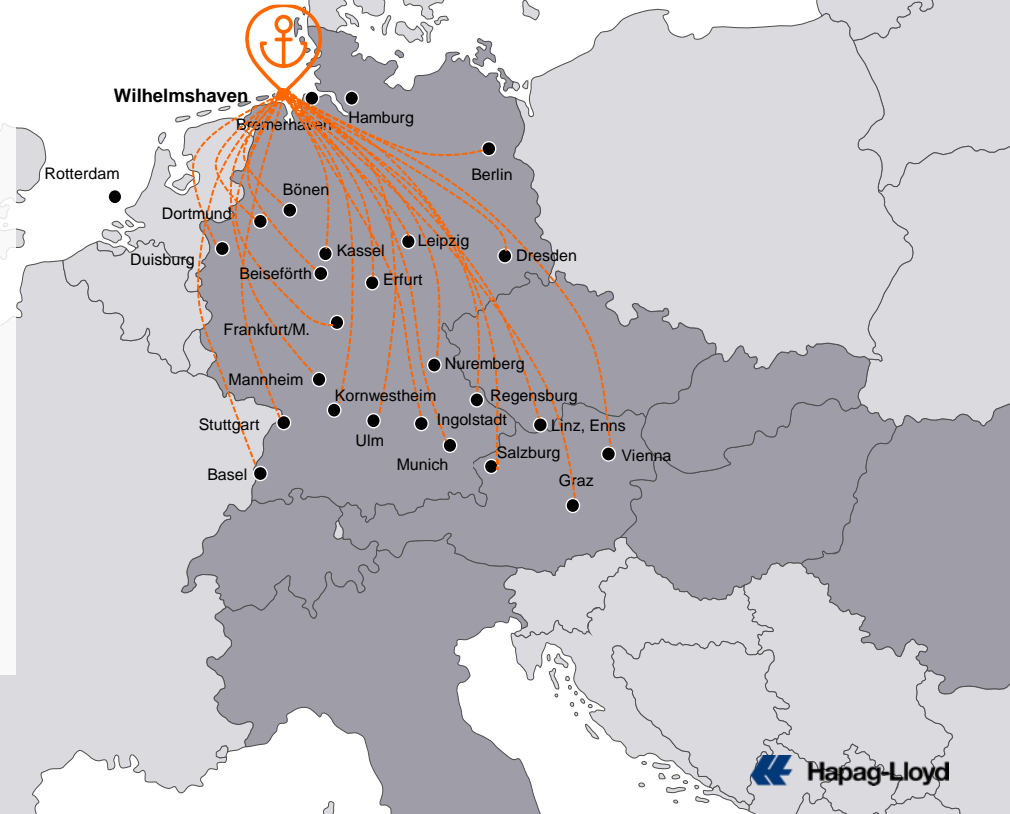
- Additional services at request
- Exclusivity for our customers without operational restrictions
- Infrastructure prepared for highest productivity
- Modern hinterland connections with high capacity and reliability
- The only German container terminal without operational restrictions like wind, air-draft, depth, vessel bypassing and more

... and it offers a faster gate to North Europe with further rail and truck connectivity...



...to more European destinations by rail and truck

- Wilhelmshaven has the fastest access from the sea to land with 1,5 hours from the pilot station to the terminal.
- Cargo connectivity via truck and rail to various European locations with less complexity
- **Secure your carrier's haulage inland slots early** by placing your booking up to final inland destination right from the beginning.
- Make use of the competitively low dwell times in Wilhelmshaven and benefit from fast ship-to-shore hinterland connectivity
- A variety of available vendors*: Transfacht, Necoss, ROLAND Umschlag, Roland Spedition, Weets Gruppe, Metrans



A forward-looking terminal with solid operational capabilities and expansion capacity,

Ships are getting longer, wider, deeper and higher

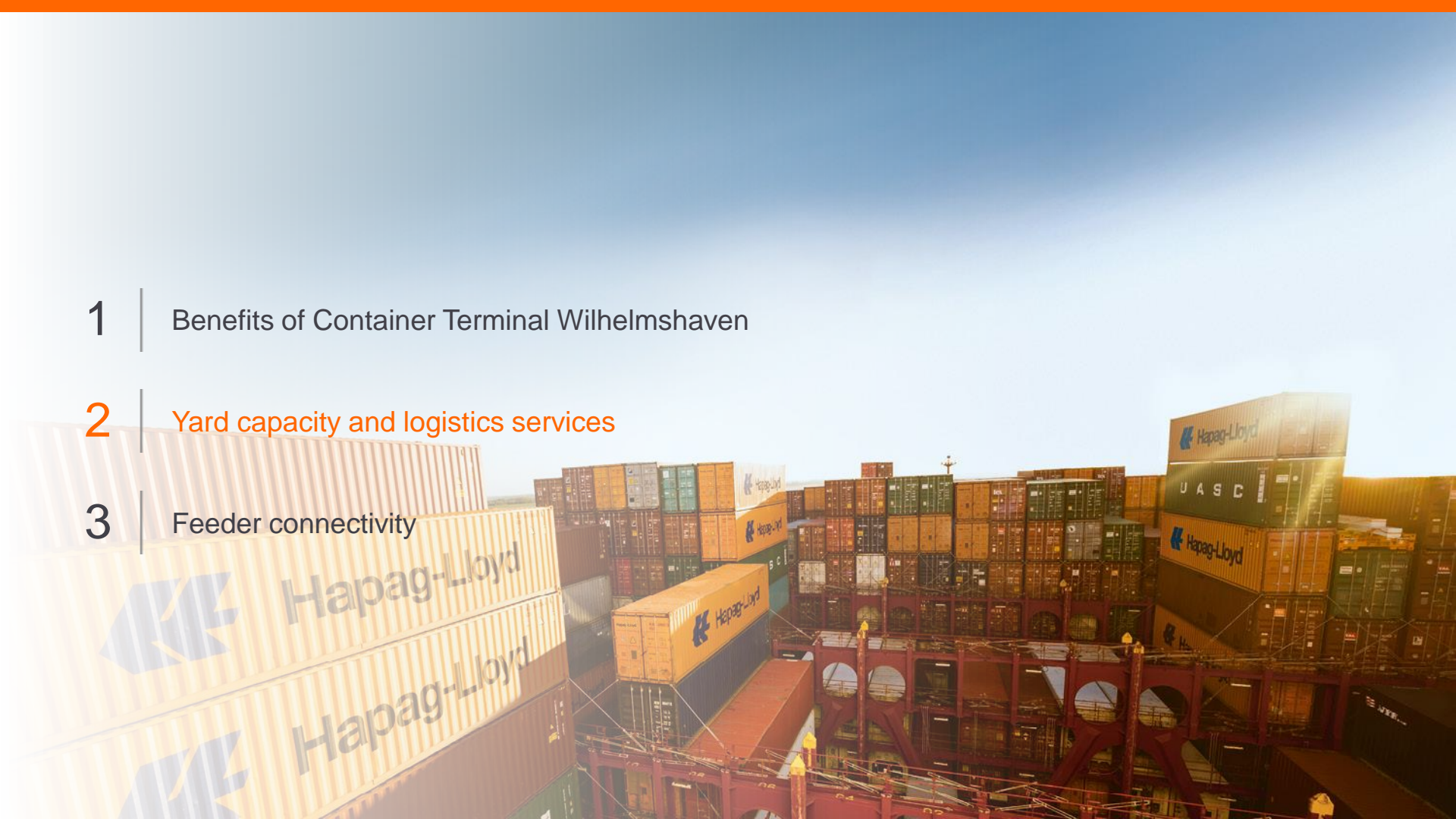
- Shipping channel for all vessel sizes
- No breadth, draught and height restrictions for ships
- Depth alongside berth
- Ample turning basin
- Ample outreach and height of gantry cranes

Loading and unloading of more containers in a shorter timeframe

- Berth availability
- High productivity
- Storage capacity availability for large volumes
- Flexibility in shift system
- Adequate staff availability during peak periods

Higher speed for receiving and dispatching containers

- Motorway and Railway connectivity
- On dock rail station
- No pairing requirement for rail delivery
- Unlimited delivery times (no 48-hour gate-in regulation)
- No slot-booking process



1 | Benefits of Container Terminal Wilhelmshaven

2 | Yard capacity and logistics services

3 | Feeder connectivity

1 Access road to the port area

2 Container yard

3 Container yard

4 Access road to the port area

5 Access road to the port area

6 Access road to the port area

7 Access road to the port area

8 Access road to the port area

9 Access road to the port area

10 Access road to the port area

11 Access road to the port area

12 Access road to the port area

13 Access road to the port area

AUTOMATED AREA

160 ha GVZ

650 m

1,725 m

Quay cranes handle 25 container rows

16,5 m water depth along the entire quay

No tide restrictions at any time

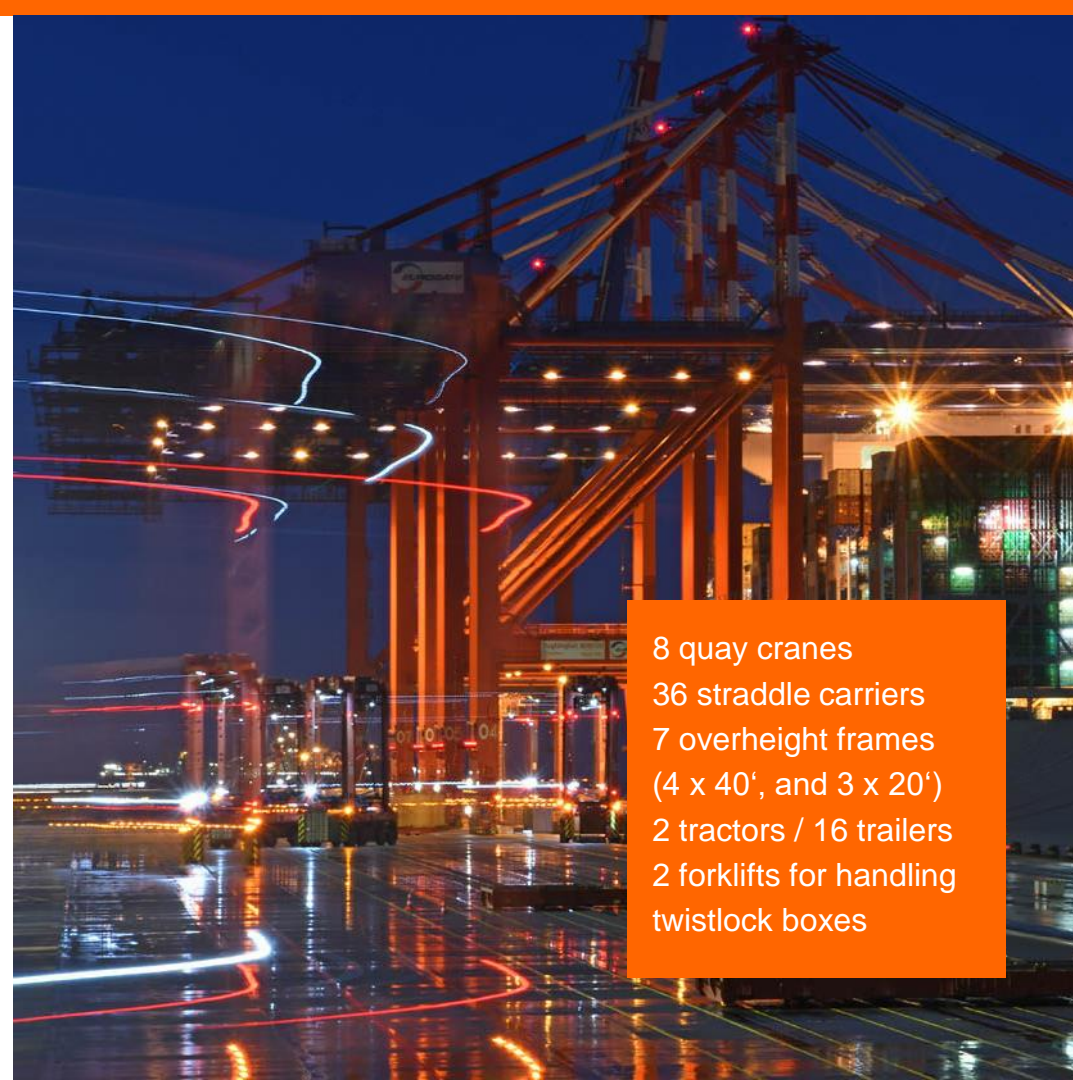
JADEWESERPORT
Wilhelmshaven

ZOLL
DOUANE

- 

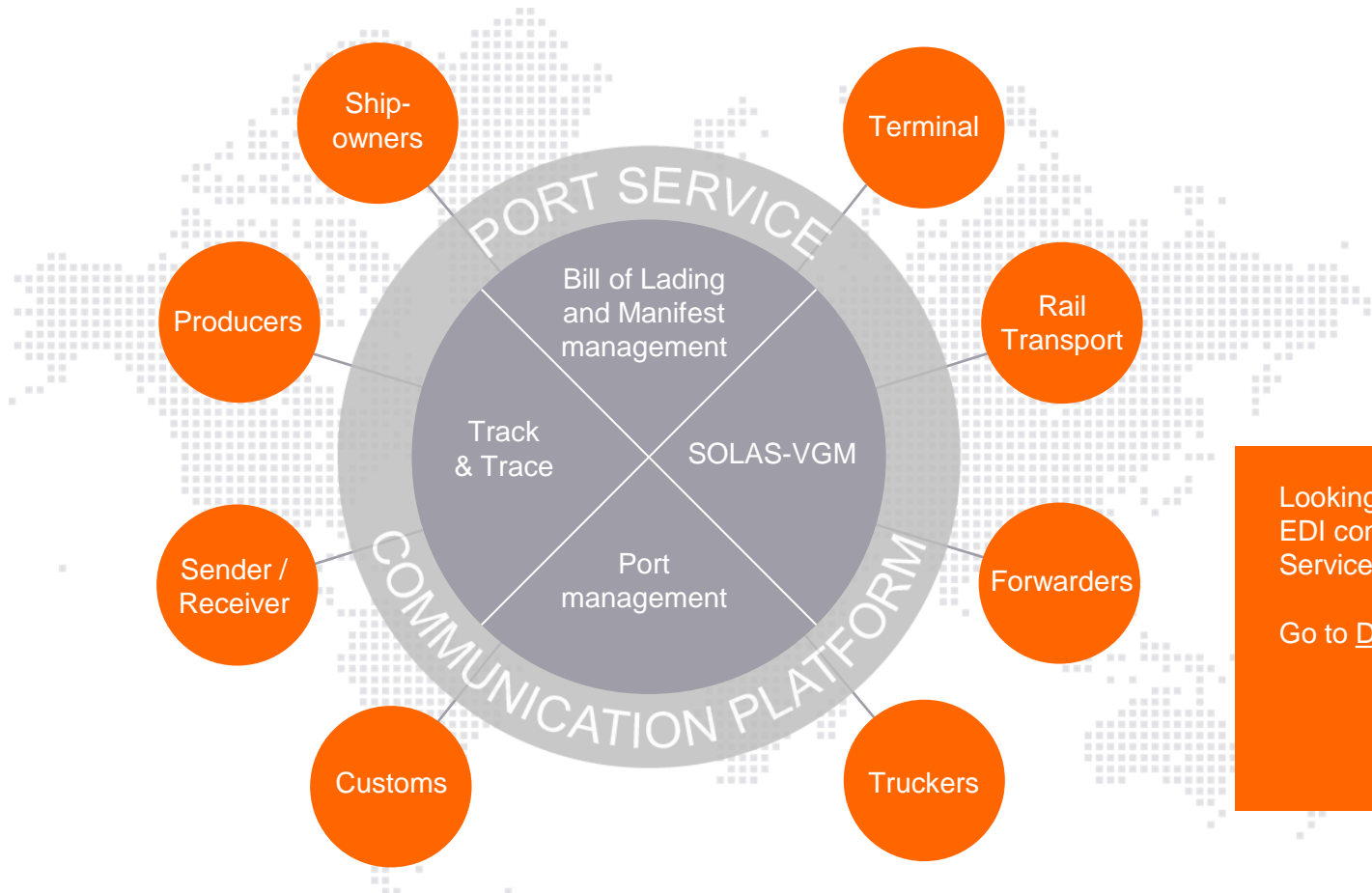
...with facilities that enable swift cargo processing

- Automatic Gate with OCR facilities at the entry and exit
- Capacity up to 200 trucks / hour
- Driver only has to exit at the SC delivery area (12 lanes)
- Self-handling by the truck driver at modern touchscreen panels
- Customs clearance onsite
- OOG handling facilities



8 quay cranes
36 straddle carriers
7 overheight frames
(4 x 40', and 3 x 20')
2 tractors / 16 trailers
2 forklifts for handling
twistlock boxes

A modern port with central interface to customers and authorities



Looking for a reliable
EDI connection with
Service providers?

Go to [DBH.de](https://www.dbh.de)

Wilhelmshaven's rail and trucking infrastructure and its yard capacity



Max. capacity Rail Terminal Wilhelmshaven

- Total area: 76,560 m²
- Tracks: 6
- Track length: 700 m
- Loading cranes: 3

2023

- 3 cranes, approx. 533,000 TEU

Planned

- 5 cranes, approx. 1,075,000 TEU

CONTAINER TERMINAL WILHELMSHAVEN - CUSTOMS BORDER STATION

OVERVIEW

- AEO certified, annual audit
- CTW is preceded by a customs checkpoint
- Short distances to the terminal
- Semi-mobile X-Ray Station at the terminal
- Coordinated supply and delivery of container to the X-Ray area (max. 28x 20'-CTR)
- Just-in-time analysis of pictures at the customs clearance
- Veterinary inspection office close to the customs checkpoint and logistic zone
- “Custodian change” can only be conducted in WVN with a locally registered trucker




Dienstort Ozean-Pier
Phone: +49 441 8009-1963
Email: poststelle.za-wilhelmshaven@zoll.bund.de
Monday – Friday: 06:30 – 21:30

1 | Benefits of Container Terminal Wilhelmshaven


2 | Yard capacity and logistics services

3 | Feeder connectivity



ScanBaltic Feeders


QE5 service



Port	Terminal	Estimated Time of Arrival (ETA)	Estimated Time of Departure (ETD)
Wilhelmshaven, Germany	Eurogate	Sunday / 22:00	Monday / 06:00
Copenhagen, Denmark	CMP	Tuesday / 06:00	Tuesday / 15:00
Helsingborg, Sweden	HHamm	Wednesday / 06:00	Wednesday / 22:00
Gothenburg, Sweden	APMT	Thursday / 06:00	Thursday / 22:00
Wilhelmshaven, Germany	Eurogate	Sunday / 22:00	Monday / 06:00

ScanBaltic Feeders

QE6 service



Port	Terminal	Estimated Time of Arrival (ETA)	Estimated Time of Departure (ETD)
Rotterdam, Netherlands	RWG/DDE	Tuesday / 06:00	Friday / 06:00
Wilhelmshaven, Germany	Eurogate	Saturday / 06:00	Saturday / 22:00
Gdynia, Poland	GCT	Monday / 06:00	Monday / 22:00
Rauma, Finland	Euroports	Wednesday / 07:00	Wednesday / 15:00
Kotka, Finland	Steveco	Friday / 06:00	Friday / 23:00
Rotterdam, Netherlands	DDE/RWG	Tuesday / 06:00	Friday / 06:00
Wilhelmshaven, Germany	Eurogate	Saturday / 06:00	Saturday / 22:00